

# DOCUMENT 1: THE INITIAL GENERATION PROMPT

## VAULT OF AGES — MIDJOURNEY GENERATION TEMPLATE

© 2026 NSH Publishing, LLC — All Rights Reserved

---

### HOW TO USE THIS DOCUMENT

This template is the starting point for every image in the Vault of Ages Roman catalog. It has two layers:

- **Constants** — style frame, atmosphere, palette, and switches that travel with every prompt unchanged
- **Accuracy constraints** — the period-specific exclusions that define what does not belong in the image

When adapting for a different historical period, the constants stay identical. Only the accuracy constraints change.

Replace [SCENE DESCRIPTION] with your specific scene before submitting to Midjourney.

---

### THE CONSTANTS

[SCENE DESCRIPTION] -- Must look like a photograph, not an illustration. Bronze and ochre palette. Gritty atmospheric lighting. Aged, worn, authentic surfaces throughout -- weathered stone, scuffed leather, hammered metal, unbleached linen. Every visible surface appears inhabited and used, not new or pristine. --ar 2:3 --chaos 5 --v 6 --q 2

---

### THE ACCURACY CONSTRAINTS *(Add these to every Roman prompt)*

Lighting and fire: open flame only -- torches, oil lamps, braziers. Roman oil lamp on simple ceramic or bronze vessel with wick. No electric lighting of any kind. No glass-paneled lamp housings. No pipe runs or conduit on walls. No Victorian bracket lanterns. Lamp housings of iron, clay, or bronze only.

Clothing and footwear: Roman garments only. No zippers, no buttons, no elastic waistbands, no modern tailoring. Footwear is Roman caligae or bare feet only. No sneakers, no rubber-soled boots, no modern sandal

designs. No wristwatches, no rings with modern settings.

Armor and weapons: No medieval full-plate armor. No enclosed visors. No Gothic pauldrons or articulated gauntlets. No katanas, longswords, rapiers, or non-Roman blades. Swords are gladius or spatha only, worn on the hip, never on the back. Shields are scutum or parma only. No crossbows, no stirrups, no medieval horse barding.

Symbols and iconography: No crosses of any kind. No Christian iconography. No medieval heraldic emblems. No fleur-de-lis. No coats of arms. No Arabic numerals on any surface. Roman numerals only if numerals appear at all.

Architecture and materials: Round arches only -- no pointed Gothic arches. No medieval crenellations or battlements. No Renaissance facades or Baroque ornamentation. No iron or steel I-beams. No poured concrete with visible rebar. No brick in modern running bond. No window glass that is clear or flat -- only thick, cloudy, imperfect blown glass if glass appears at all. No hinges or hardware with modern machined appearance. No post-Roman architectural decay or ruin. Primary building materials are brick, stone, and tufa -- not white marble. No gleaming pristine marble surfaces.

Hairstyles and grooming: No modern fade haircuts, undercuts, or styled gel hair. No anachronistic beard shapes. Roman male hairstyles only -- short, natural, unstyled or simply cropped.

Gladiator-specific: If a gladiator appears -- substantial build with visible body fat over muscle, not lean modern athletic physique. Period-accurate body composition. Sword worn on hip, not back. Period-appropriate hairstyle. Specify gladiator type explicitly and name correct equipment for that type.

General: Every visible element must be consistent with the 1st--3rd century Roman world. No object, texture, pattern, symbol, or material that postdates 300 AD. Gritty, worn, authentic surfaces throughout.

---

**EXAMPLE: Assembled Prompt**

Portrait of a Roman legionary standing guard at a fort gate at dusk, lorica segmentata armor, open-face galea helmet with cheek guards, gladius worn on right hip, scutum shield resting against the gate post, torchlight casting warm directional shadows across rough stone walls -- Must look like a photograph, not an illustration. Bronze and ochre palette. Gritty atmospheric lighting. Aged, worn, authentic surfaces throughout. No Gothic arches, no enclosed visors, no katanas, no glass-paneled lanterns, no pipe runs, no medieval elements of any kind, no white marble, no pristine surfaces. --ar 2:3 --chaos 5 --v 6 --q 2

---

© 2026 NSH Publishing, LLC. Free for personal and commercial adaptation. Redistribution permitted with attribution to L. M. Hawkes / HawkesAdventures.com. Full methodology documentation available at HawkesAdventures.com.

---

## DOCUMENT 2: THE AUDIT PROMPT

### VAULT OF AGES — ROMAN HISTORICAL ACCURACY EVALUATION SYSTEM

© 2026 NSH PUBLISHING, LLC — ALL RIGHTS RESERVED

---

#### HOW TO USE THIS DOCUMENT

Submit this prompt to Claude with up to 15 Midjourney-generated images attached. Claude will evaluate every image against the Roman Historical Consistency Ruleset and return a structured verdict, issue report, and showcase rating for each image.

**Structural layers** — Visual Anchoring Pass, Evidence Confirmation Pass, Negative Knowledge Gate, Rating Calibration Guide, and Structured Issue Handoff Format — are period-agnostic and do not change when adapting for other historical periods.

**The Roman Historical Consistency Ruleset** is the period-specific layer. When adapting for Viking Age, ancient Greece, feudal Japan, or other periods, replace this ruleset with period-appropriate constraints. Everything else remains identical.

---

**THE PROMPT** *(Submit to Claude with images attached)*

---

Attached are up to 15 AI-generated images intended to be historically accurate to ancient Rome (roughly 753 BC – 476 AD). Please examine every image and evaluate each one using the criteria and rules below.

Default evaluation standard is conservative 1st–3rd century CE Roman unless the image clearly requires another Roman-period context.

---

### **VISUAL ANCHORING PASS (MANDATORY)**

Before performing any historical or logical evaluation, identify the primary visual elements present in each image.

List the observed elements briefly under the following headings:

Observed elements:

People:

Clothing / armor:

Weapons / equipment:

Architecture:

Environment:

Lighting and surface condition:

Only list elements that are clearly visible. Do not infer hidden or assumed objects. This pass ensures that all subsequent evaluation is based only on visible evidence.

---

### **EVIDENCE CONFIRMATION PASS (ANTI-HALLUCINATION GUARD)**

Before assigning any violation, confirm that the suspected issue is supported by clearly visible evidence.

Procedure:

- Identify the specific object, feature, or detail that appears problematic
- Confirm that the element is clearly visible in the image
- Verify that the element directly violates the Roman Historical Consistency Ruleset
- If the element cannot be clearly observed or confidently identified, mark it as uncertain rather than assigning a violation

Rules:

- Suspicion alone is not sufficient to assign a failure
  - If you cannot point to a specific visible object or feature, the issue must not be flagged
  - Every violation must correspond to visible evidence that can be described explicitly
- 

### **NEGATIVE KNOWLEDGE GATE (FALSE POSITIVE PREVENTION)**

Distinguish between:

- Visible violation
- Uncertain visibility
- Not visible / not assessable

Rules:

- Do not flag an anachronism unless there is clear visible evidence
- Do not assume hidden details
- Do not infer incorrect equipment, materials, hairstyles, footwear, architecture, or symbols if they are cropped, shadowed, blurred, obstructed, or too small to inspect reliably
- Lack of visible confirmation is not the same as evidence of error
- Only assign **✗ REJECT** when the violating feature is clearly visible and confidently identifiable
- Use **⚠ BORDERLINE** for uncertainty only when it meaningfully affects historical evaluation

Priority rule: **Visible evidence overrides suspicion. Suspicion without visible evidence must not produce rejection.**

---

## **ROMAN HISTORICAL CONSISTENCY RULESET (CANONICAL)**

*(This is the period-specific layer. Replace with period-appropriate constraints when adapting for other historical settings.)*

All visible elements must be historically plausible for the Roman world within the conservative evaluation window (1st–3rd century CE) unless the image clearly depicts another Roman-period context.

### Lighting

- Open flame only: torches, oil lamps, braziers
- No electric lighting of any kind
- No glass-paneled lamp housings
- No pipe runs or conduit

### Clothing

- Roman garments only
- No zippers, elastic fabrics, or modern tailoring

### Footwear

- Roman caligae or bare feet only

### Armor

- Roman armor types only
- No medieval plate armor, enclosed visors, Gothic pauldrons,

or articulated gauntlets

#### Weapons

- Gladius or spatha only
- Swords worn on the hip, never on the back
- Shields must be Roman forms only (scutum or parma)

#### Architecture

- Round Roman arches only
- No Gothic, medieval, Renaissance, Baroque, or modern structures
- No clear or flat window glass
- Primary materials: brick, stone, tufa -- not white marble

#### Symbols

- No crosses, Christian iconography, heraldry, fleur-de-lis, or coats of arms
- No Arabic numerals

#### Materials

- No plastic, chrome finishes, synthetic fabrics, modern machined hardware, I-beams, rebar, or modern running bond brick

#### Hair

- Roman male hairstyles only
- No modern fades, undercuts, or styled gel hair

---

## EVALUATION CRITERIA

Apply all six criteria to every image:

- 1. Historical Anachronism Check** Evaluate against the Roman Historical Consistency Ruleset. Flag any clearly visible element that belongs to a later historical period or the modern world. Apply the Negative Knowledge Gate — only flag violations that are clearly visible.
- 2. Cultural and Equipment Consistency** Check whether clothing, armor, weapons, and equipment belong to the Roman world and are used in culturally plausible combinations. Flag Roman gear mixed with medieval or non-Roman equipment, incompatible equipment combinations, and shields, armor, or weapons used in implausible ways.
- 3. Gladiator Accuracy** For gladiator images: historically plausible body type (substantial build, visible body fat over muscle — not lean modern athletic physique), correct weapon placement (sword on hip, not back), plausible gladiator equipment combinations, period-appropriate hairstyles.

**4. Architectural Accuracy** If architecture appears: Roman round arches only, no Gothic or medieval structural elements, no Renaissance or later styles, no modern building materials. Narrative battle damage is acceptable if the structure still appears Roman in origin.

**5. Social Role Consistency** Evaluate whether clothing, equipment, posture, and setting align with plausible Roman social roles. Flag slaves dressed as elites, gladiators in aristocratic clothing, senators in battlefield armor without narrative context, contradictory status signals.

**6. Showcase-Worthiness** Rate visual strength, composition, atmosphere, and usefulness as showcase artwork. Historical accuracy determines the verdict. The star rating evaluates visual impact.

---

## AI ARTIFACT DETECTION

Flag if visible:

- Distorted hands or fingers, extra or fused fingers
- Duplicated limbs or missing joints
- Weapons or shields merging into bodies or clothing
- Objects intersecting incorrectly
- Impossible or inconsistent shadows
- Armor pieces floating without attachment
- Straps or belts that do not connect logically

Minor artifact → ⚠ BORDERLINE Severe artifact affecting the scene → ❌ REJECT

---

## SURFACE AUTHENTICITY CHECK

Roman environments should appear used and lived-in, not pristine. Flag unrealistically perfect surfaces — mirror-polished armor, spotless marble, perfectly clean textiles, sterile studio-like environments.

Expected Roman surface characteristics: dust on arena sand, soot near lamps and torches, scuffed leather, patina on bronze or iron, weathered wood or rough masonry.

Minor cleanliness → ⚠ BORDERLINE Sterile or artificial environment → ❌ REJECT

---

## RATING CALIBRATION GUIDE

Only KEEP and BORDERLINE images receive a rating. REJECT images are not rated. When uncertain between two ratings, choose the lower score.

★★★★★ (5 stars)

Exceptional showcase image. Striking cinematic composition. Convincing historical atmosphere. No visible AI artifacts. Could function as cover art or promotional material.

★★★★ (4 stars)

Strong, high-quality image. Clear composition and strong focal subject. Convincing Roman atmosphere. Minor imperfections that don't distract. Suitable for catalog publication.

★★★ (3 stars)

Good but not exceptional. Historically plausible and visually readable. Composition may feel ordinary. Minor visual imperfections visible. Usable but not standout.

★★ (2 stars)

Weak composition or noticeable flaws. Scene understandable but visually unremarkable. Noticeable AI artifacts or realism issues. Historically plausible but visually mediocre.

★ (1 star)

Barely usable. Composition unclear or poorly framed. Major realism problems. Technically passes historical checks but visually ineffective.

---

## STRUCTURED ISSUE HANDOFF FORMAT (MANDATORY)

When an image receives BORDERLINE or REJECT, emit a structured issue report. Each detected problem is a separate Issue block.

Issue N

Tag: [CANONICAL TAG FROM LIST BELOW]

Severity: [minor / moderate / major]

Visible evidence: [exactly what in the image triggered the failure]

Repair implication: [specific visual correction required]

---

## CANONICAL FAILURE TAG VOCABULARY

Use only these tags. Do not invent new tags. Do not modify tag names.

ANACHRONISM\_LIGHTING

ANACHRONISM\_CLOTHING

ANACHRONISM\_FOOTWEAR

ANACHRONISM\_ARMOR

ANACHRONISM\_WEAPON

ANACHRONISM\_ARCHITECTURE  
ANACHRONISM\_SYMBOLS  
ANACHRONISM\_MATERIALS  
ANACHRONISM\_HAIRSTYLE

AI\_ARTIFACT\_ANATOMY  
AI\_ARTIFACT\_OBJECT  
AI\_ARTIFACT\_STRUCTURE




EQUIPMENT\_LOGIC\_ERROR  
COMPOSITION\_ERROR  
SURFACE\_AUTHENTICITY  
SOCIAL\_STATUS\_ERROR

A tag may only be applied if the violating element is clearly visible in the image.

---

## OUTPUT FORMAT

For each image provide:

- The filename
- Verdict:  KEEP /  BORDERLINE /  REJECT
- ★ rating (1–5) for all KEEP and BORDERLINE images
- For BORDERLINE and REJECT: full structured issue report using Issue blocks

After all images, provide a summary table in a fenced markdown block with filenames, verdicts, and ratings.

If an image fails to load, report the filename and move on.

---

© 2026 NSH Publishing, LLC. Free for personal and commercial adaptation. Redistribution permitted with attribution to L. M. Hawkes / [HawkesAdventures.com](https://HawkesAdventures.com). Full methodology documentation available at [HawkesAdventures.com](https://HawkesAdventures.com).

---

---

# DOCUMENT 3: THE CORRECTIVE RE-PROMPTING PROMPT

## VAULT OF AGES — ANACHRONISM REPAIR TEMPLATE

© 2026 NSH PUBLISHING, LLC — ALL RIGHTS RESERVED

---

### HOW TO USE THIS DOCUMENT

Submit this prompt to Claude with three inputs filled in:

1. [SCENE TEXT] — your original scene description, unchanged
2. [AUDIT RESULTS] — the full structured issue report from the Audit Prompt for this specific image
3. The accuracy criteria below travel with the prompt automatically

Claude will output a refined Midjourney prompt with targeted negative specifications for exactly what the audit identified as wrong. The output is ready to submit directly to Midjourney.

**The specificity of the negative language is the mechanism.** Vague exclusions tell the model what category to avoid. Precise visual descriptions of exactly what the failure looks like — and what the correct version looks like instead — produce reliable corrections.

---

### THE PROMPT *(Fill in SCENE TEXT and AUDIT RESULTS before submitting)*

---

Create a Midjourney prompt for an appropriate image based on the Scene Text below. Ensure that Midjourney does not include any of the anachronisms or inaccuracies documented in the Audit Results below. The image must look like a photograph, not an illustration, using a bronze and ochre palette and gritty atmospheric lighting. Include the following switches: --ar 2:3 --chaos 5 --v 6 --q 2

Apply these accuracy criteria in the corrected prompt:

**Lighting:** Roman oil lamp on simple ceramic or bronze vessel, no glass panels, no pipe runs, no conduit, warm flickering flame only. No Victorian or post-Roman lighting elements of any kind.

**Clothing and footwear:** Roman garments only. No zippers, buttons, elastic waistbands, or modern tailoring. Roman caligae or bare feet only. No modern footwear of any kind.

**Armor and weapons:** No medieval full-plate armor, no enclosed visors, no

Gothic pauldrons. Gladius or spatha only, worn on the hip -- never on the back. Roman shield forms only (scutum or parma).

Symbols: No crosses, no Christian iconography, no heraldry, no Arabic numerals.

Architecture: Round Roman arches only. No pointed Gothic arches. No medieval fortifications or Renaissance facades. No clear flat glass -- only thick cloudy imperfect blown glass if glass appears. Primary materials brick, stone, and tufa. No white gleaming marble surfaces.

Materials: No plastic, chrome, synthetic fabrics, or modern machined hardware. All metal surfaces hand-forged in appearance.

Hairstyle: Roman male styles only. No modern fades, undercuts, or gel-styled hair.

Gladiator (if applicable): Substantial build with visible body fat over muscle. Sword on hip, not back. Specify gladiator type and name correct equipment combination explicitly.

Surfaces: Aged, worn, authentic throughout. Weathered stone, scuffed leather, patinated bronze, rough masonry. No pristine or sterile environments.

**[SCENE TEXT]** *(Paste original scene description here)*

**[AUDIT RESULTS]** *(Paste the full structured issue report for this image here)*

---

### **EXAMPLE: What Good Corrective Output Looks Like**

*Original failure:* Victorian bracket lantern with glass panels on wall of Roman barracks interior

*Corrective negative language Claude will generate:*

...Roman oil lamp on simple iron bracket fixed to rough stone wall, ceramic vessel with exposed wick, warm amber flame casting directional shadow, no glass panels of any kind, no decorative metalwork housing, no pipe runs or conduit visible on walls, no Victorian or post-Roman lighting fixtures...

The correction names the failure precisely, describes the correct version precisely, and gives Midjourney

specific visual language rather than a category exclusion.

---

### **A NOTE ON BORDERLINE IMAGES**

Do not discard BORDERLINE images. A BORDERLINE image that passed historical accuracy checks but rated two or three stars for composition frequently produces a four or five star version when given a targeted corrective re-prompt. Run the correction loop on borderlines before discarding them.

---

*© 2026 NSH Publishing, LLC. Free for personal and commercial adaptation. Redistribution permitted with attribution to L. M. Hawkes / [HawkesAdventures.com](https://HawkesAdventures.com). Full methodology documentation available at [HawkesAdventures.com](https://HawkesAdventures.com).*

---

---